



# Community Poppy Project

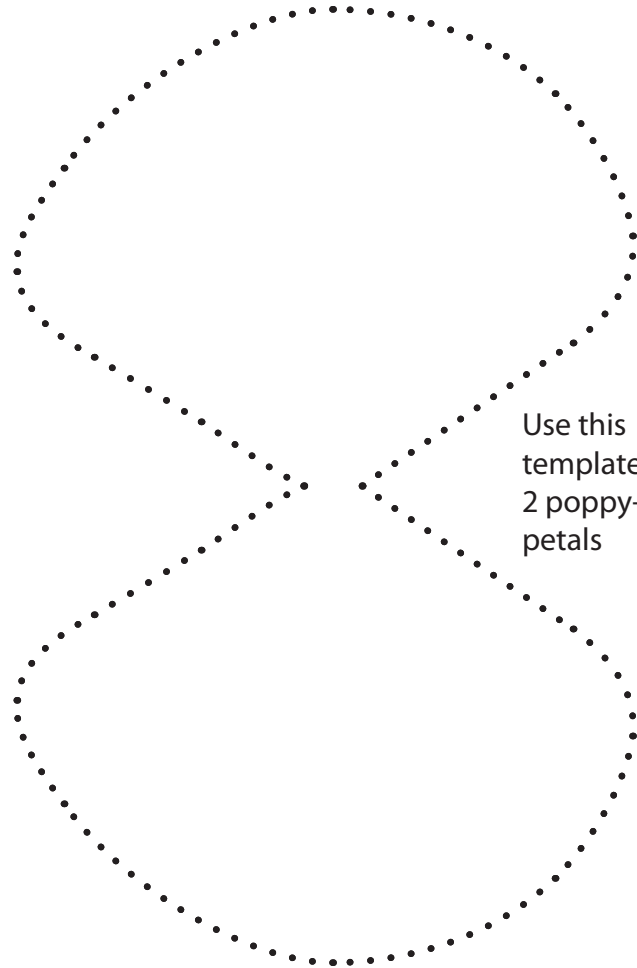
## Instructions:

Help us create a field of poppies in memory of the 1,977 Kansas casualties during World War I. Be part of our community display outside the Alice C. Sabatini Gallery from November 2018 - January 2019.

Here is a simple template that will allow you to help make a poppy or 2! This template can be used on a variety of material from fabric to paper, or anything in between.

If you are a knitter or crocheter, you can find other patterns on our website. We are looking for poppies that are around 3" to 5" in diameter.

Please drop off your finished poppies at the Alice C. Sabatini Gallery by **Sun | Oct 28 | 8pm**



Use this template to cut 2 poppy-shaped petals



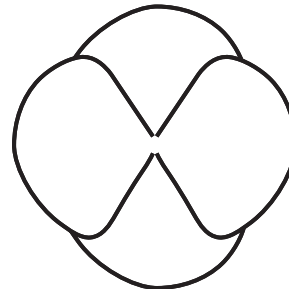
1515 SW 10th Ave | Topeka, KS 66604 | 785 580-4400 | tscpl.org




**Nov 9, 2018 - Jan 6, 2019**  
Alice C. Sabatini Art Gallery



This exhibition was created by the National Archives and Records Administration, Washington, DC, and is traveled by the National Archives Traveling Exhibits Service.



Place one double petal on top of the other at right angles



Add a black paper dot to the center, and you have a completed poppy